

# HOLIDAY ISLAND



Name: .....

Date Started: .....

# HOLIDAY ISLAND



## Instructions & Information;

You are a company of planners who have discovered a deserted island and have decided to invest in developing tourism on the island. Over the next few weeks your company will plan the development and market the island to prospective customers.

## The First Tasks!

1. Decide on a company name and list the members of your company.
2. Decide on the location of the island, e.g. tropical, Caribbean etc and explain what the climate will be like.
3. Prepare a company aim (What does the company want to achieve? Are you going to provide adventure / luxury holidays etc...)
4. Draw a plan (bird's eye view) of your island. The plan should include all the natural features that you wish the island to have (beaches, mountains, forests etc). You should not at this stage include man made features, these you will add later. You should produce one large drawing on A3 and each have a copy in your folder (Teacher to copy).
5. Decide on a name for the Island; remember you will want to attract people to come here on holiday.

Present your island to the other groups.

## Coverage and mapping

<b>Reading</b>	
Read and understand the purpose and content of straightforward texts that explain, inform and recount information	2.1 Understand the main points of texts  2.2 Obtain specific information through detailed reading  2.3 Use organisational features to locate information  2.4 Read and understand texts in different formats using strategies/techniques appropriate to the task
<b>Writing</b>	
Write texts with some adaptation to the intended audience	3.1 Plan, draft and organise writing  3.2 Sequence writing logically and clearly  3.3 Use basic grammar including appropriate verb-tense and subject-verb agreement  3.4 Check work for accuracy, including spelling

Holiday Island Task Sheet

	<b>Task information</b>	<b>Functional Skills</b>
	<b>Introduction Tasks 1 –</b> <ul style="list-style-type: none"> <li>• <b>Company Name</b></li> <li>• <b>Company Aim</b></li> <li>• <b>Logo and Slogan</b></li> </ul>	<i>Present information in a logical sequence Write clearly and coherently, including an appropriate level of detail</i>
	<b>Introduction Tasks 2 –</b> <ul style="list-style-type: none"> <li>• <b>Plan of the Island &amp; label</b></li> <li>• <b>Location &amp; Natural Features</b></li> </ul>	<i>Present information in a logical sequence Write clearly and coherently, including an appropriate level of detail</i>
	<b>Descriptive Writing Task</b> <ul style="list-style-type: none"> <li>• <b>Use adjectives to describe (in full) your Holiday Island</b></li> <li>• <b>You may use pictures for inspiration</b></li> </ul>	<i>Present information using suitable adjectives. Use full simple, compound and complex sentences. Use language, format and structure suitable for purpose and audience</i>
	<b>Produce a poster to advertise your Island. Include suitable:</b> <ul style="list-style-type: none"> <li>• <b>Text</b></li> <li>• <b>Pictures</b></li> <li>• <b>Headings</b></li> </ul>	<i>Use language, format and structure suitable for purpose and audience</i>
	<b>Produce a leaflet to give an overview of your Island to include:</b> <ul style="list-style-type: none"> <li>• <b>An overview with the aim of the holiday</b></li> <li>• <b>Facilities</b></li> <li>• <b>Activities</b></li> <li>• <b>Food and drink</b></li> </ul>	<i>Use language, format and structure suitable for purpose and audience Use correct grammar, spelling and punctuation Write clearly and coherently, including an appropriate level of detail</i>
	<b>Create a webpage or holiday brochure which includes:</b> <ul style="list-style-type: none"> <li>• <b>Suitable layout</b></li> <li>• <b>Holiday information</b></li> <li>• <b>Transfer information</b></li> <li>• <b>What is included</b></li> </ul>	<i>Use language, format and structure suitable for purpose and audience Use correct grammar, spelling and punctuation Write clearly and coherently, including an appropriate level of detail</i>
	<b>Compose a letter to a prospective holiday maker giving details of the holiday they could have and the costs involved.</b>	<i>Write clearly and coherently, including an appropriate level of detail Use language, format and structure suitable for purpose and audience Use correct SPaG</i>
	<b>Design a booking form to enable prospective guests to enquire about / booking a holiday.</b>	<i>Present information in a logical sequence Use language and structure suitable for purpose and audience</i>
	<b>Create a PowerPoint presentation to promote your Holiday Island. Present this to the rest of the group</b>	<i>Present information in a logical sequence Use language and structure suitable for purpose and audience</i>
	<b>A group of people have booked your holiday Island – Write an email to confirm their booking with details such as when, holiday maker details, extras, costs etc.</b>	<i>Write clearly and coherently, including an appropriate level of detail Use language, format and structure suitable for purpose and audience Use correct grammar, spelling and punctuation</i>

# Holiday Island

Company Name .....

Island Name .....

Company Aim (What does the company want to achieve?)

.....


.....

.....

.....

.....

Company logo



Company Slogan

.....

.....

.....

Features / Activities of the Holiday Island

.....

.....

.....

.....

.....

Suggested Prices

.....

.....

.....

.....

.....

.....

Other Information


.....

.....


.....

## Plan of the Island

Remember to label your plan with the natural and man-made features



Key







## Holiday Comprehension

- Look at the page from the holiday brochure.
- Answer the questions relating to the text.

1) Where is the holiday?

.....

2) Is anything free?, if so what?

.....

.....

3) What are the facilities in the accommodation?

.....

.....

4) How close is the beach?

.....

5) Does it have a pool? What type of pool is it?

.....

6) What activities are on offer?

.....

.....



7) What is there to do for families?

.....

.....

.....

.....

8) What does the family room offer?

.....

.....

.....

9) How often is the maid service? What do they do?

.....

.....

.....

10) How much would a holiday be for: two adults and a child, for a week beginning the 15<sup>th</sup> August in a standard room?

.....

.....


.....

.....



## Holiday Project – Advert

Create an advert for your island.


A large, empty rectangular box with a thin black border, intended for students to create an advertisement for their island. The box occupies most of the page below the instruction.

Name.....

Date:.....

### **Holiday Project – Letter**

Show how to lay out a formal letter below. You could use boxes to show where information should be.

A large, empty rectangular box with a thin black border, intended for the student to draw and label the layout of a formal letter. The box is currently blank.













# Presentation Preparation

Plan your presentation here...


.....

.....

.....

.....

.....

.....

.....

