

Music Notation

What do you know
about how we write
music?

Learning objective


By the end of the lesson you will
be able to:

Read and write using
staff notation

The Stave



Treble clef














Step 1:

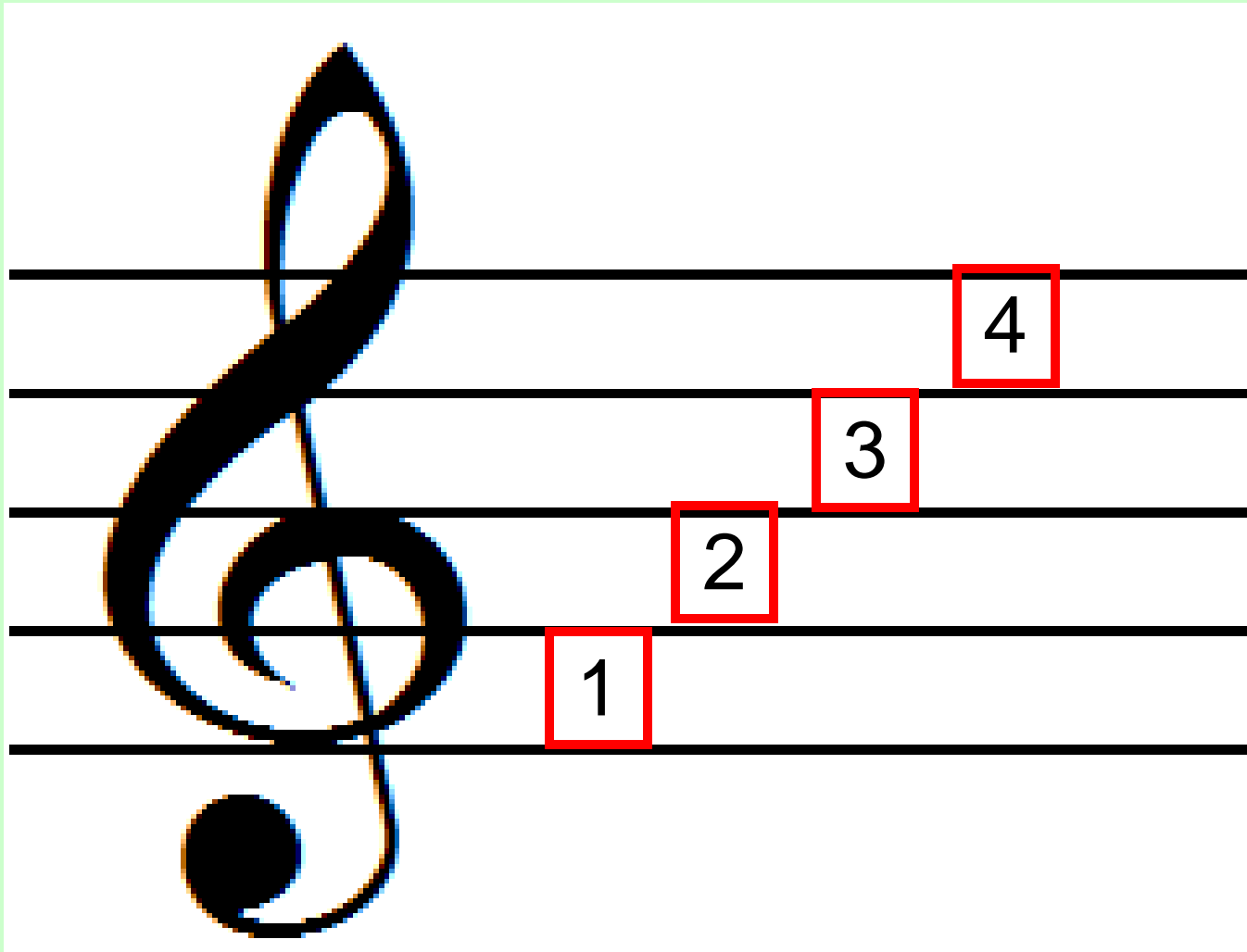
Begin at the bottom of the clef, below the staff. Trace over the dots and pause at the top of the clef.

Step 2:

Begin the second stroke with a downward curve to the left. Make sure you intersect your vertical stroke at the second line from the top. Stop in the middle of the first space.



Spaces




FACE in the space




Face!



Lines



Every Good Boy Deserves Football



Every **G**ood **B**oy **D**eserves **F**ootball

Name that note

Step 1: Line or space?

Step 2: What number- 1, 2, 3, 4, 5?

Step 2: Which rhyme?

FACE in the space or
Every Good Boy

Deserves Football

Question:


1

2

3

4

5




6

7


8


9

10




Creating words from notes





A musical staff with a treble clef. The staff contains three notes: 'a' on the second line, 'c' on the third line, and 'e' on the first space. The notes are represented by black circles with white centers. Below the staff, the letters 'a', 'c', and 'e' are printed in a large, black, sans-serif font, corresponding to the notes above them.



Create your own words!

Merit points for:

1. The most words
2. The longest word

Marks for the longest
and most creative
words

Write your
words here!

